



AGILEPM® FOUNDATION - ONLINE COURSE AND OFFICIAL EXAM

E – LEARNING PLATFORM

WHAT'S INCLUDED?

This package contains the official exam voucher, as well as everything you need to learn the topic and get prepared for the exam, including:

- ✚ Explanatory video: how does the online course work?
- ✚ Accredited by APMG
- ✚ Aligned with the latest version of AgilePM
- ✚ Equivalent to a 3-day course
- ✚ 21 contact hours (PDUs)
- ✚ Contains 79 lessons
- ✚ Equipped with the Integrated Flashcards™
- ✚ Includes educational games
- ✚ With 1 sample exam
- ✚ Contains multiple Quizzes
- ✚ With access to our trainers

NOT INCLUDED

The following are not included in this course:

The official manual: the official manual is not necessary for the course. However, if you want, you can use the [free online version here](#), or order the printed version.

PREREQUISITES

The exam doesn't have any prerequisites. You don't need to have prior knowledge of or work experience in Agile projects to understand the course.

CONTENTS OF THE COURSE

The course is designed for busy professionals; most lessons are 10 to 15 minutes long, so that you can take one or two per day, without much effort. Also, we've avoided homework and covered it in other ways, because you probably don't have enough time and mental energy to spend many hours by yourself doing homework. The course is delivered in the following sections:

ITERATION 1

- ✚ The predictive approach
- ✚ The adaptive approach
- ✚ Incremental delivery
- ✚ Iterative development
- ✚ Quality
- ✚ Collaboration
- ✚ Communication
- ✚ Business need
- ✚ Fixed duration projects
- ✚ Control

ITERATION 2

- ✚ The process
- ✚ Configuring the process
- ✚ Roles and responsibilities
- ✚ Products and documents
- ✚ Facilitated workshops
- ✚ Planning
- ✚ Timeboxing
- ✚ Planning responsibilities
- ✚ MoSCoW prioritization horizons
- ✚ MoSCoW prioritization dependencies
- ✚ Daily standups
- ✚ Testing
- ✚ Tracking and control
- ✚ Requirements
- ✚ Estimating
- ✚ Modelling

ITERATION 3

- ✚ The Agile Manifesto
- ✚ The benefits of using the Agile Project Framework
- ✚ Principles
 - ❖ Focus on the business need
 - ❖ Deliver on time
 - ❖ Collaborate
 - ❖ Never compromise quality
 - ❖ Build incrementally
 - ❖ Develop Iteratively
 - ❖ Communicate continuously and clearly
 - ❖ Demonstrate control
- ✚ Roles and responsibilities
 - ❖ The business sponsor
 - ❖ The business visionary
 - ❖ The business ambassador
 - ❖ The business adviser
- ❖ The business analyst
- ❖ The technical coordinator
- ❖ The solution developer
- ❖ The solution tester
- ❖ The technical adviser
- ❖ The project manager
- ❖ The team leader
- ❖ The workshop facilitator
- ❖ The DSDM coach
- ❖ Playtime: roles and responsibilities





Products

- ❖ The terms of reference
- ❖ The business case
- ❖ The prioritized requirements list
- ❖ The benefits assessment
- ❖ The solution architecture definition
- ❖ The development approach definition
- ❖ The solution
- ❖ The management approach definition
- ❖ The delivery plan
- ❖ The feasibility assessment and the foundations summary
- ❖ The timebox plan
- ❖ The timebox review record
- ❖ The project review report
- ❖ Playtime: products

The process

- ❖ Pre-project
- ❖ Feasibility
- ❖ Foundations
- ❖ Evolutionary development
- ❖ Deployment
- ❖ Post-project
- ❖ Playtime: process

EXAM PREPARATION


-  The certification
-  Sample questions
-  Sample exam
-  Sample exam feedback

EXAM

Participants may take the exam at any time for a period of one year after receipt of their voucher.

STUDY PATH - HOW TO STUDY WITH THE AGILEPM FOUNDATION ONLINE COURSE?

Take the lessons:

-  It's best if you spend 15 to 30 minutes a day, every day. A gradual learning process is much more effective than an intense one. We've built the course with short, independent lessons to make it possible

for you to study them gradually.

- ✚ While you're learning, don't worry about memorizing anything. If something is important, we'll repeat it so many times from different perspectives that you will automatically remember it.
- ✚ Take notes, build mind maps, or draw diagrams while you're taking the lessons. This helps you understand the lessons better and stay focused, even if you never use those notes.

1. We'll register you with the examination institute and send you the exam voucher. Vouchers are valid for one year.
2. At the end of the course, if your score is not high in the educational games, spend more time playing, until you get comfortable with them. For example, you can play about 10 minutes each time you're on a bus or a train.
3. Take the sample exams. Analyze your wrong answers, find the areas of weakness, and take the related lessons again to fill in the gaps.
4. Book the date and time of your exam with the examination institute.
5. Take the official exam.
6. Let us know about your success! We're always happy to receive good news :)

During your studies, you can always contact the author of the course if you have any questions.

The guide above is our generic recommendation. If you're in a especial situation, feel free to contact us; we can work together and recommend a custom study path to you.

TARGET AUDIENCE

- ✚ Project Team Members
- ✚ Team Managers
- ✚ (Senior) Project Managers
- ✚ PM Office Managers
- ✚ Project Directors
- ✚ Senior Management
- ✚ Programme Managers

LIEU

E-Learning

REGISTRATION

Send your filled registration forms via email at KBA, or contact us at:
kbtrainingcenter@bankassoc-kos.com or **038 246 171**